

# Cochlear™ Wireless Phone Clip

## Quick guide for CP900 Series users



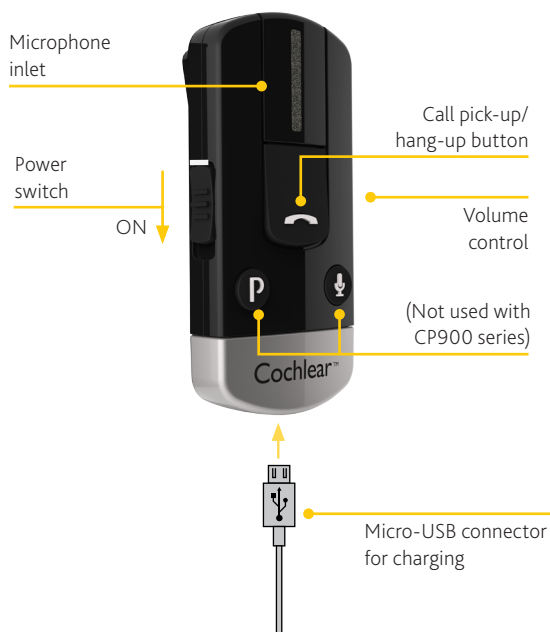
### Features of your Cochlear Wireless Phone Clip

- Enjoy hands-free calling direct to your CP900 Series Sound Processor.
- Hear your Bluetooth®-enabled navigation system.
- Stream music from a Bluetooth-enabled device.

*The Phone Clip can be easily attached to clothing. The built-in microphone will pick up and transmit your voice, even if your phone is several metres away.*



### Product overview



### Getting Started

#### Charging the battery

Plug one end of the included micro-USB charging cable into the Phone Clip and the other into a computer, or into a power outlet via the supplied adapter.

When the red LED indicator on top of the Phone Clip turns green with a red blink every 2 seconds charging is complete.

Before you use your Phone Clip you should allow it to charge for at least 3 hours, even if the indicator light shows a full charge. The battery cannot be overcharged.

**Note:** The Phone Clip provides 6 hours of talk time or 80 hours of standby time from a full charge.

# Cochlear™ Wireless Phone Clip

## Quick guide for CP900 Series users



### Pairing with your CP900 Series Sound Processor

- A** Switch off your CP900 Series Sound Processor.

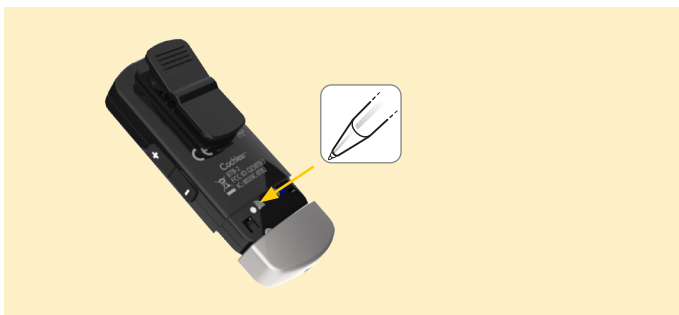
Remove the Sound Processor from your ear. Press and hold the lower button for two seconds.



- B** Switch on your Phone Clip and remove the silver cap.



- C** Press the white pairing button on the Phone Clip once using the tip of a pen or similar object.



- D** The LED will flash yellow every two seconds and the Phone Clip will now be in pairing mode for 20 seconds.



- E** While pairing mode is active, switch on your sound processor.

Press the lower button.

A blue indicator light flashes to show that pairing has been successful.



# Cochlear™ Wireless Phone Clip

## Quick guide for CP900 Series users

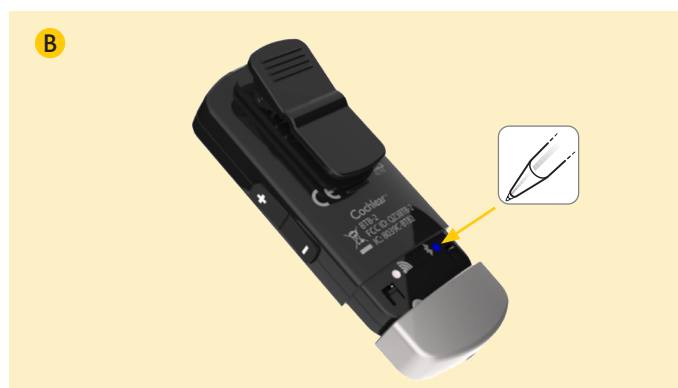


### Pairing with your mobile phone

**A** Switch on your Phone Clip and remove the silver cap.



**B** Make sure your mobile phone's Bluetooth function is switched on. Refer to your mobile phone user guide for instructions. Press the blue Bluetooth pairing button on the Phone Clip once to activate the pairing mode for 2 minutes.



**C** During pairing mode the LED will turn blue.



**D** On your mobile phone search for new Bluetooth devices and select "Hearing Aid Phone" from the list.

**E** If your mobile phone asks for a passcode, enter "0000" (four zeros).

**F** Your Phone Clip should now be paired with your mobile phone. If your mobile phone asks which Bluetooth service you wish to enable, select "Headset".

### Light indicators (LED) on Phone Clip

The LED indicator at the top of your Phone Clip functions as a multi-purpose user interface, providing information on the status of the device.

Blinks	Meaning
	Normal operation (green)
	Battery low (yellow)
	Charging (red)
	Fully charged – still connected to charger (red/green)
	Ready for pairing with sound processor (yellow)
	Ready for pairing with Bluetooth device (blue)
	Bluetooth call active (blue)

### Connecting with your mobile phone

To receive or place phone calls with the Phone Clip, the Bluetooth® functionality must be activated in your mobile phone. Your phone might ask you to confirm whether you would like to connect with the Phone Clip after it is successfully paired.

If you have to connect manually, locate a list of "Paired Devices" in your phone's Bluetooth® menu. From this list, highlight "Hearing Aid Phone" and select "Connect."

You are now ready to use your Phone Clip.

On some phones you can also enable "Automatic Reconnection." Refer to your mobile phone's user guide for instructions on how to do this.

**Tip!** In most instances, a headset symbol on the main screen of your mobile phone will confirm that you have successfully connected.

# Cochlear™ Wireless Phone Clip

## Quick guide for CP900 Series users



### Using the Phone Clip

#### Managing calls with the call pick-up / hang-up button



- **Incoming calls:**  
To answer a call, press once.  
To decline a call, double-click.
- **During a call:**  
To transfer a call started on your phone to the phone clip, press once.  
To put a call on hold, press and hold for 2 seconds.
- **To make a call:**  
To redial the last number, double-click.  
To activate voice dialling, press and hold for 2 seconds.

#### Stream music from your phone

You can use the Phone Clip to stream music from your mobile phone or computer.

- Connect the device to the Phone Clip using Bluetooth.
- Start playing music on the device.
- You hear the audio streaming from the device.
- To stop streaming, stop playing music on the device.



*Tip!* To change the volume, use the volume controls on the Phone Clip.

### Support

For full details about the Cochlear Wireless Phone Clip, please refer to the User Guide that was packaged with your Phone Clip, and the Wireless Accessory User Guide.

For full details about your Cochlear CP900 Series Sound Processor, please refer to its User Guide.

For further support and videos, visit the Cochlear website: [www.cochlear.com](http://www.cochlear.com)

Cochlear Wireless Accessories:

■ **Cochlear Bone Anchored Solutions AB** Konstruktionsvägen 14, SE - 435 33 Mölnlycke, Sweden

Tel: +46 31 335 1461 Fax: +46 31 335 1460

Nucleus 6 System:

■ **Cochlear Ltd** (ABN 96 002 618 073) 1 University Avenue, Macquarie University, NSW 2109, Australia

Tel: +61 2 9428 6555 Fax: +61 2 9428 6352

**Cochlear Ltd** (ABN 96 002 618 073) 14 Mars Road, Lane Cove, NSW 2066, Australia

Tel: +61 2 9428 6555 Fax: +61 2 9428 6352

Regional Offices:

**Cochlear Americas** 13059 E Peakview Avenue, Centennial, CO 80111, USA

Tel: +1 303 790 9010 Fax: +1 303 792 9025

■ **Cochlear Deutschland GmbH & Co. KG** Karl-Wiechert-Allee 76A, 30625 Hannover, Germany

Tel: +49 511 542 770 Fax: +49 511 542 7770

株式会社日本コクレア (**Nihon Cochlear Co Ltd**) 〒113-0033 東京都文京区本郷2-3-7 お茶の水元町ビル

Tel: +81 3 3817 0241 Fax: +81 3 3817 0245

[www.cochlear.com](http://www.cochlear.com)

ACE, Advance Off-Stylet, AOS, AutoNRT, Autosensitivity, Beam, Button, Carina, Clinicket, Cochlear, コクレア, Codacs, Contour, Contour Advance, Custom Sound, ESprit, Freedom, Hear now. And always, Hybrid, inHear, Invisible Hearing, MET, MP3000, myCochlear, NRT, Nucleus, Nucleus in Chinese characters, Off-Stylet, SmartSound, Softip, SPrint, the elliptical logo and Whisper are either trademarks or registered trademarks of Cochlear Limited. Ardium, Baha, Baha Divino, Baha Intenso, Baha PureSound, Baha SoftWear, DermaLock, Vistafix and WindShield are either trademarks or registered trademarks of Cochlear Bone Anchored Solutions AB. Bluetooth is a registered trademark of Bluetooth SIG. © Cochlear Limited 2014

532744 ISS2 JUL14